

# Kliimapoliitika Roheleppe kontekstis

Annela Anger-Kraavi  
*aa451@cam.ac.uk*

**Eesti Rooma Klubi Keskkonna- ja Strateegiatoimkondade  
sümposium**

KeM, Tallinn, 31. jaanuar 2020

- UN Framework Convention on Climate Change (UNFCCC) - 1992
- UNFCCC's Paris Agreement - 2015
- The Paris Agreement (Art 2.1.a) sets a goal to hold 'the increase in the global average temperature to **well below 2 °C** above pre-industrial levels and pursuing efforts to **limit the temperature increase to 1.5 °C** above pre-industrial levels, recognizing that this would significantly reduce the risks and impacts of climate change'

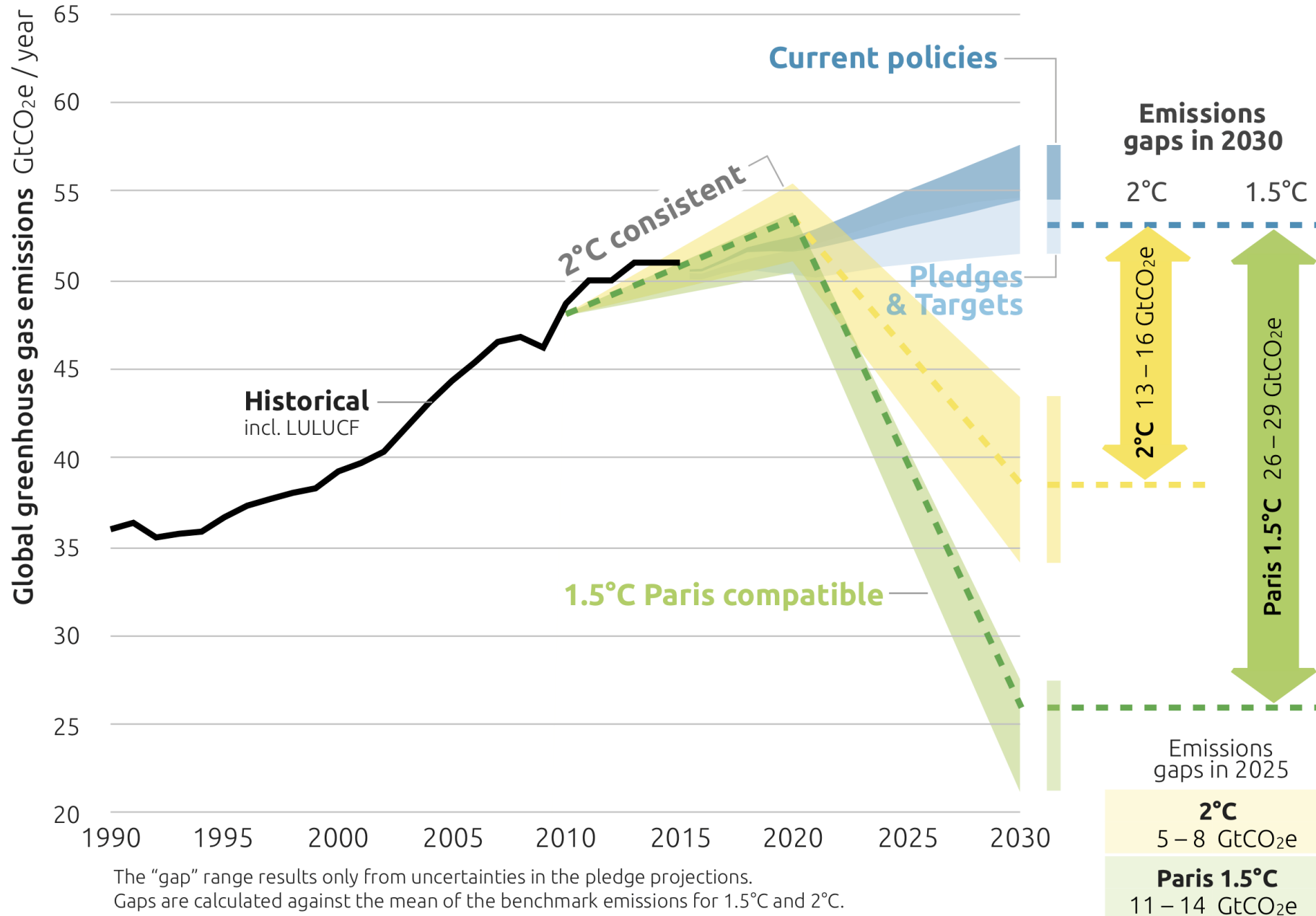





Photo by IISD/ENB | Kiara Worth, 2018

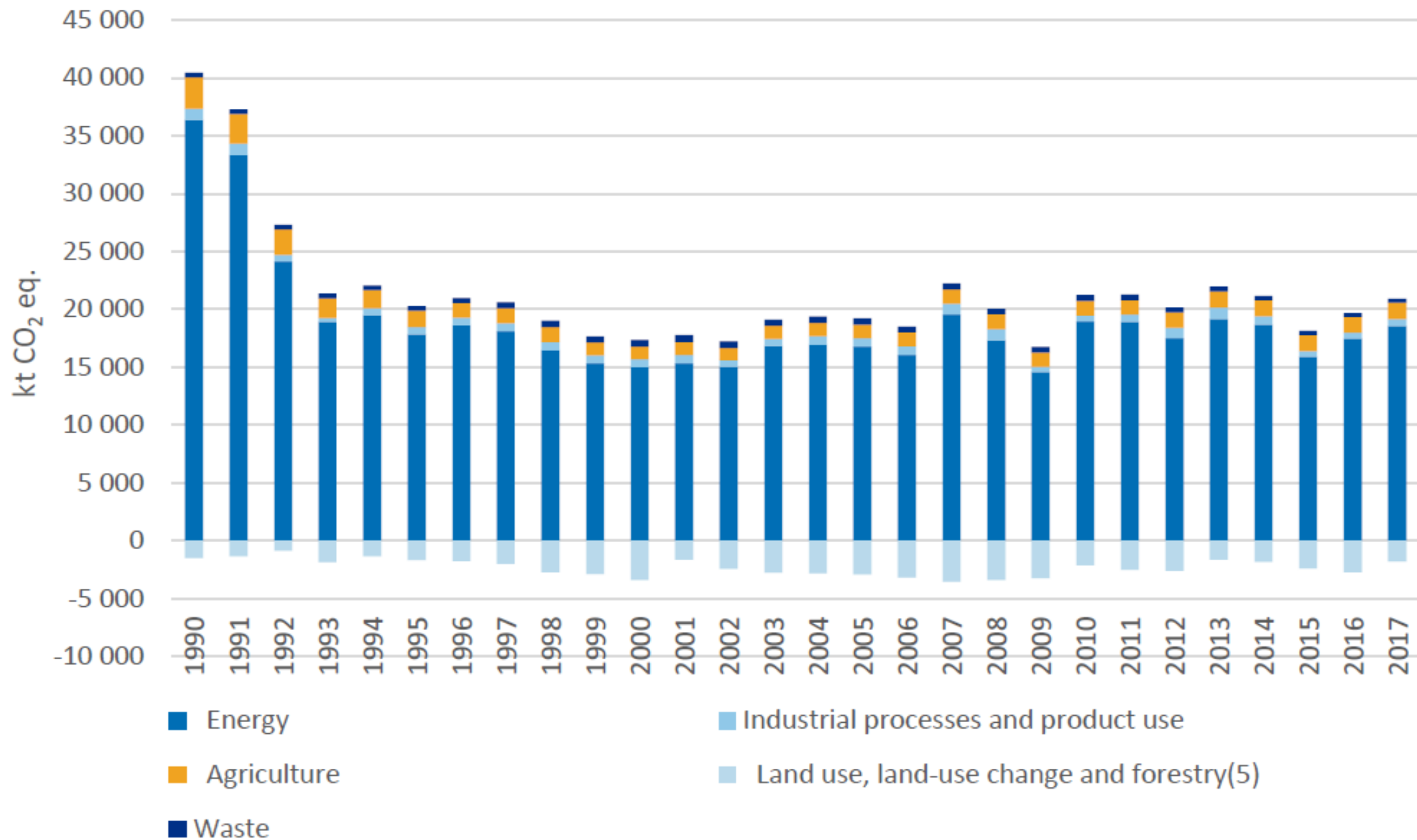
# 2030 EMISSIONS GAPS

CAT projections and resulting emissions gaps in meeting the 1.5°C Paris Agreement goal vs 2°C Cancún goal





Annual average temperatures for Estonia from 1901-2018 using data from Berkeley Earth.  
[#ShowYourStripes](#) [#ClimateChange](#)





# CLIMATE SUMMIT

WHAT IF IT'S  
A BIG HOAX AND  
WE CREATE A BETTER  
WORLD FOR NOTHING?

- ENERGY INDEPENDENCE
- PRESERVE RAINFORESTS
- SUSTAINABILITY
- GREEN JOBS
- LIVABLE CITIES
- RENEWABLES
- CLEAN WATER, AIR
- HEALTHY CHILDREN
- etc. etc.



**Transforming the  
EU's economy for a  
sustainable future**

Mobilising research  
and fostering innovation

Increasing the EU's Climate  
ambition for 2030 and 2050

A zero pollution ambition  
for a toxic-free environment

Supplying clean, affordable  
and secure energy

Preserving and restoring  
ecosystems and biodiversity

Mobilising industry  
for a clean and circular economy

From 'Farm to Fork': a fair,  
healthy and environmentally  
friendly food system

**The  
European  
Green  
Deal**

Building and renovating in an  
energy and resource efficient way

Accelerating the shift to  
sustainable and smart mobility

Financing the transition

Leave no one behind  
(Just Transition)

**The EU as a  
global leader**

**A European  
Climate Pact**

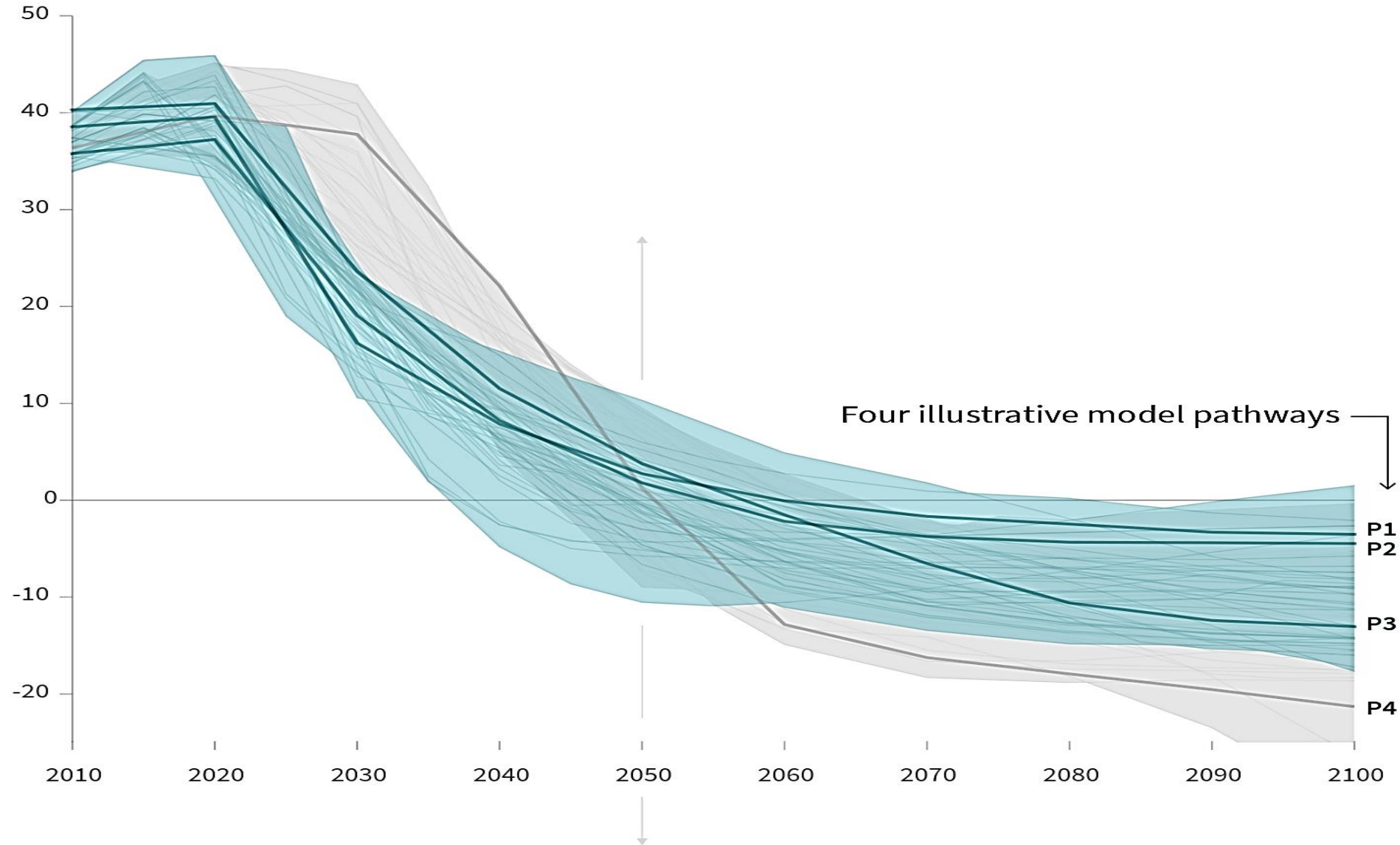
**'It is the worst of times but also the best of times,  
because we still have a chance.'**

*- Sylvia Earle, oceanographer, National Geographic*

**Tänaan kuulamast!**  
*aa451@cam.ac.uk*

# Global net CO<sub>2</sub> emissions

Billion tonnes of CO<sub>2</sub>/yr



Source: IPCC SR1.5, 2018

## Kliimamuutused. Mis siis ikkagi muutub? Kus ja kuidas?



Annela Anger-Kraavi

CAMBRIDGE'I ÜLDKOOLI VANEMTEADUR, ÜRO KLIIAMAMUUTUSTE RAAMKONVENTSIIONI TEADUS- JA TEHNOLOOGIANÕUKOGU ASEESIMEES

14. september 2019, 2:21

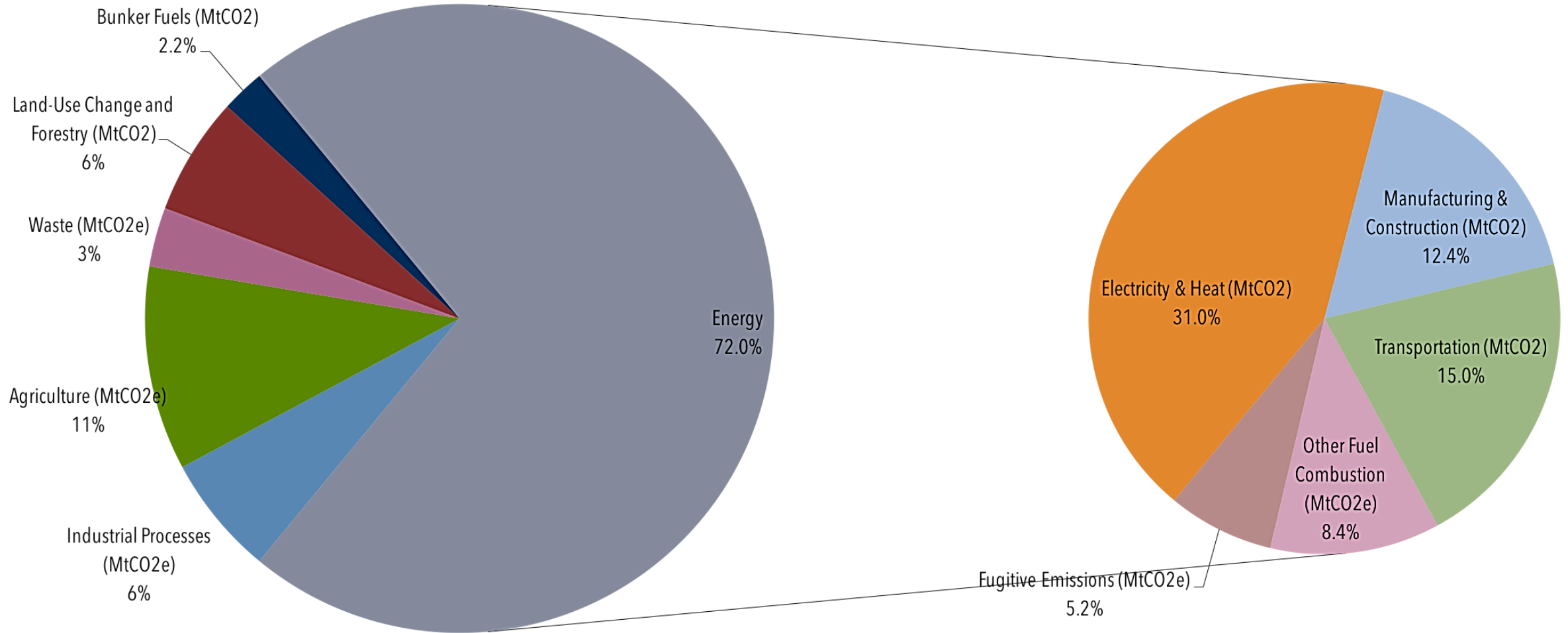
6 min lugemist



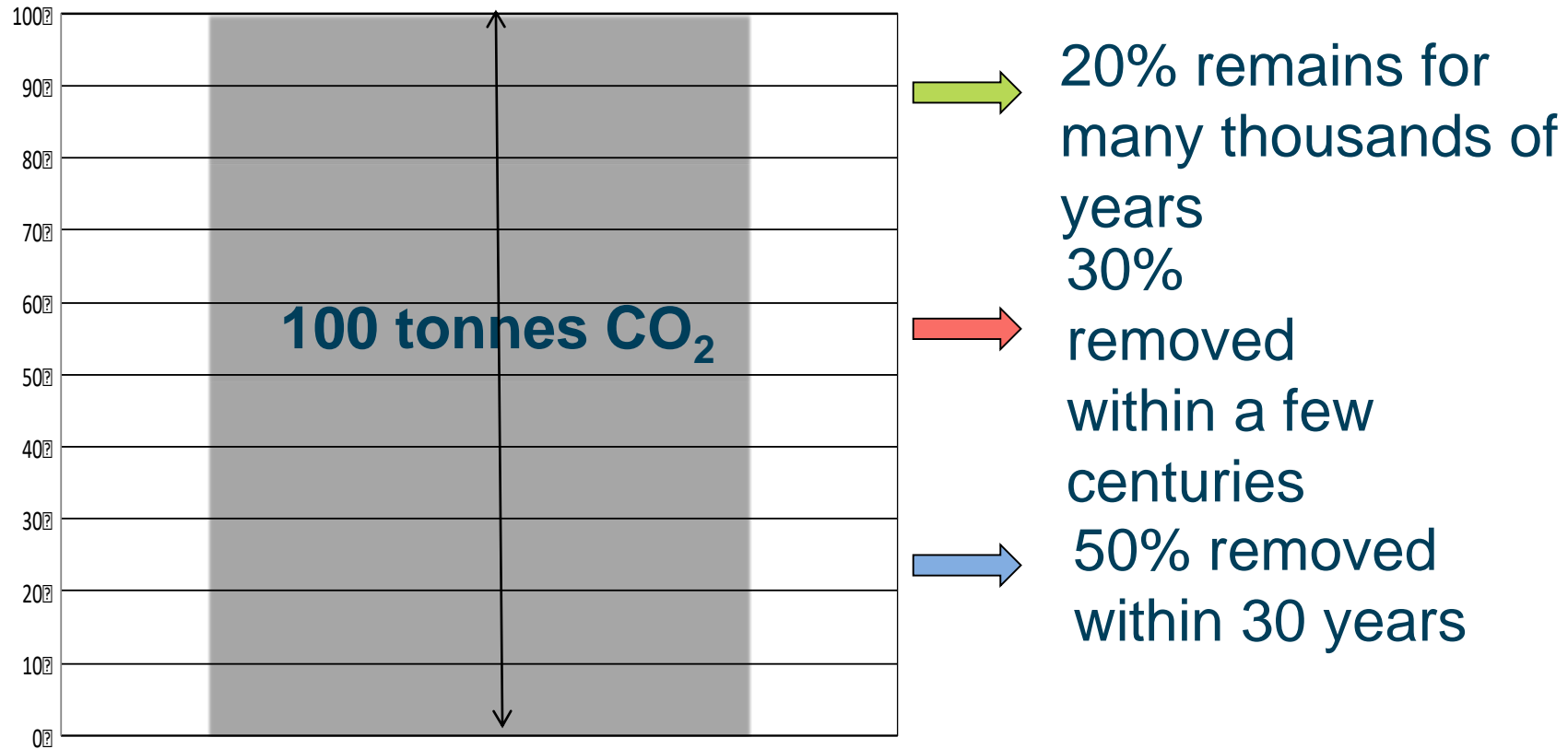
Pruunsöe-elektrijaamad Saksamaal. FOTO: Jochen Tack / imago images / Scanpix

Looduses toimuv mõjutab meid kõiki, ükskõik kas elame maal või linnas, käime koolis või tööl. Meie väikese Eesti edukas digihiskonnas kipub see

# Sources of Greenhouse gas emissions



# CO2 eluiga



Source: IPCC WG1, 2007, Chapter 7